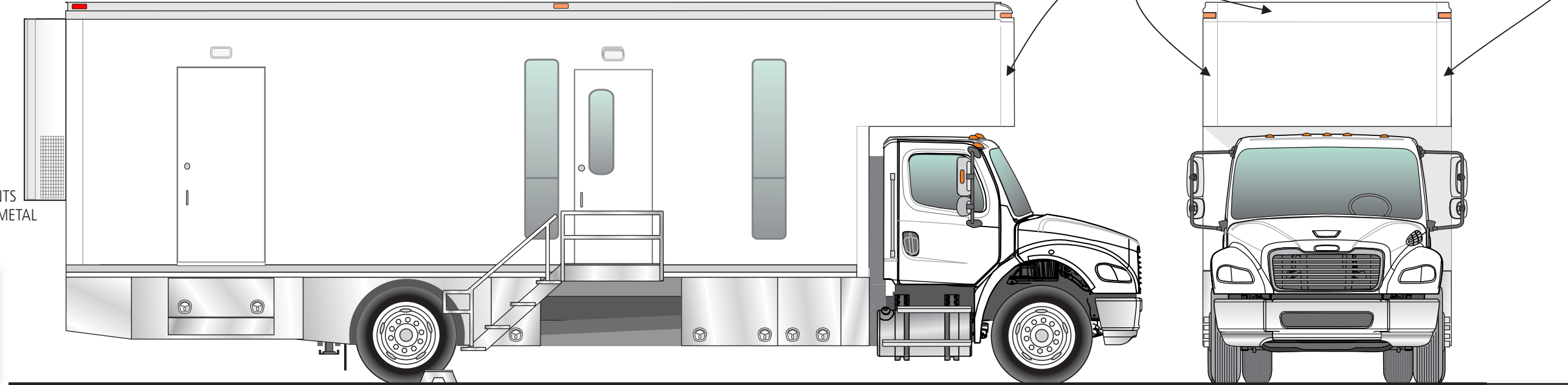


DO NOT EXTEND GRAPHIC ELEMENTS ONTO THE GRAY METAL DIAMOND PLATE ALUMINUM



THE TOP ROOF LINE IS CURVED ("RADIUSED") AS ARE THE SIDE CORNERS HERE

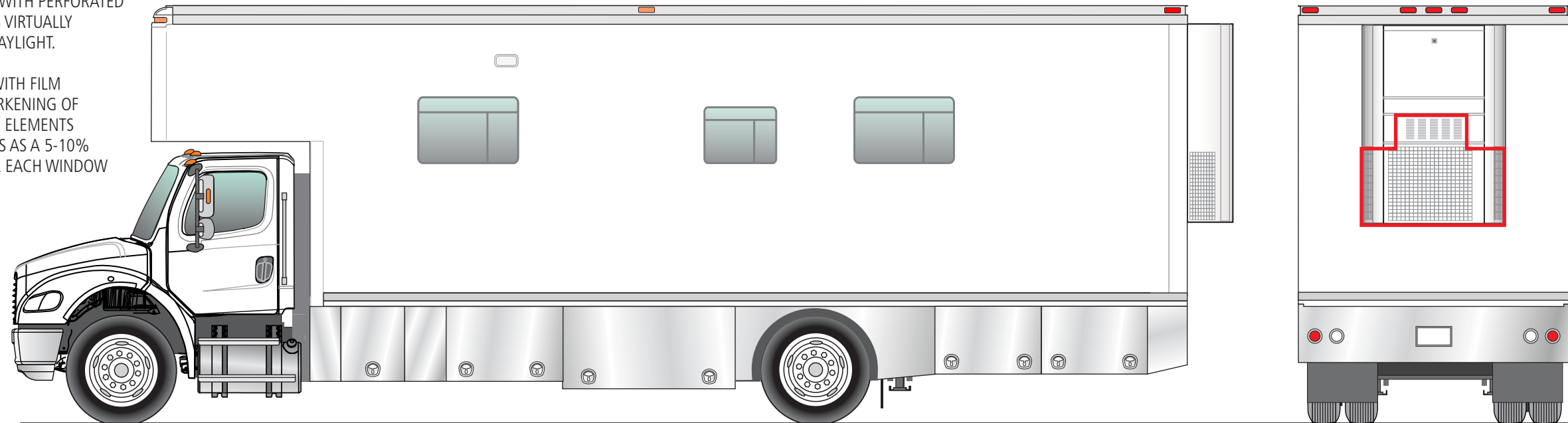


WINDOWS CAN BE LEFT AS-IS OR COVERED WITH PERFORATED VINYL THAT IS VIRTUALLY OPAQUE IN DAYLIGHT.

IF COVERED WITH FILM EXPECT A DARKENING OF YOUR DESIGN ELEMENTS THAT APPEARS AS A 5-10% SCREEN OVER EACH WINDOW

CREVICES OUTLINING DOORWAYS ARE NEVER AS PRONOUNCED AS SHOWN IN THE DRAWINGS. MOST VIEWER'S EYES SKIP OVER THE DOOR CREVICES.

REMEMBER THAT MOST TIMES THE VEHICLE IS VIEWED IN "THREE-QUARTER" VIEW WHERE AT LEAST TWO SIDES ARE ALWAYS IN THE VIEWERS' EYES AT ONCE.



AIR CONDITIONING UNIT ON REAR CONTAINS GRILLWORK SHOWN IN RED OUTLINE. THIS AREA CAN BE PAINTED, OR LEFT WHITE, BUT CANNOT BE VINYL-COVERED

EXCEPT FOR PHOTOS, WE NEED LOGOS IN "VECTOR-BASED" FORMATS SUCH AS ADOBE ILLUSTRATOR OR CORELDRAW PRODUCE. JPEGS AND PINGS WILL NOT ENLARGE WELL.

WE CAN SUPPLY PHOTOS FOR YOU FROM GETTY IMAGES. ALL PHOTOS MUST BE SUPER-SIZED IF YOU WANT THEM ENLARGED 8-FEET TALL. LITTLE ONE- & TWO-MEGABYTE PHOTOS AREN'T GOING TO DO WELL IN MOST CASES.

COMMON THINGS TO FORGET?

- CONVERT ALL FONTS TO CURVES/LINES
- DO NOT FLATTEN ART, KEEP IT IN LAYERS
- NAME AT LEAST TWO PANTONE COLORS THAT ARE IMPORTANT SO THAT WE HAVE AN EASY COLOR REFERENCE
- MAKE SURE THAT ANY LINE WORK IS SET TO SCALE WITH SIZE, OR JUST CONVERT THE LINE'S SHAPE TO CURVES

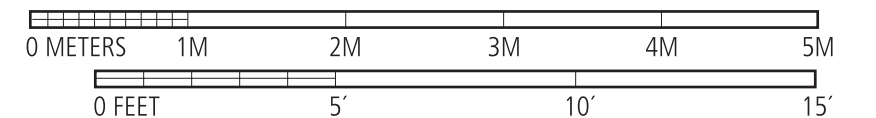
THE BUDGET FOR GRAPHICS WILL COVER 100% OF THE WHITE PAINTED SURFACES SHOWN ON THE DRAWING INCLUDING THE FRONT DRIVER CAB, IF DESIRED

YOU DO NOT HAVE TO PLACE EVERY ELEMENT IN A PRECISE LOCATION.

DON'T WORRY ABOUT LEAVING THE FINISHED DESIGN "LOOSE" SO THAT WE CAN SLIGHTLY REPOSITION THINGS FOR YOU BEFORE THE JOB GOES INTO ACTUAL PRODUCTION.

GRAPHICS COVERAGE GUIDANCE TIPS FOR THE SILETZ COMMUNITY HEALTH MOBILE MEDICAL RESPONSE UNIT GOOD MEDICINE WAGON

VERSION 7 12/10/24



YOU WILL SEE A COMPLETE COLOR PROOF BEFORE WE PRODUCE

The entire contents, including these scale drawings, are proprietary and copyrighted. All rights are reserved by Lifeline Mobile, Inc. Unauthorized duplication of Lifeline scale drawings is a violation of law. Lifeline Mobile is a registered trademark. The term "Professional Space in Motion" is a service mark of Lifeline Mobile. The associated Features and Individual Item Pricing listings shall detail the specific items included in any price estimate. For more accurate space planning, some items shown on the drawing may not be included in the price estimate. Consult the scale bar above for room dimensions, which are approximate and may vary somewhat due to construction variables and third party equipment dimensions.